



California Faucets®

Deluxe Angle Stop

Deluxe Angle Stop With Flange and Decorative Handle

Features

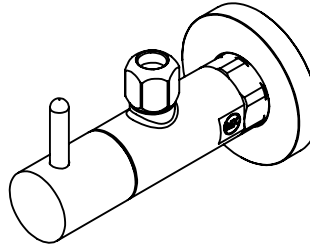
- Quarter turn ceramic disc cartridge
- Use with 1/2" copper pipe
- 1/2" nominal compression (5/8" OD) - inlet
- 3/8" OD compression - outlet
- Replace "XX" with desired handle series
- All brass construction
- 25+ artisan finished including 10+ PVD finishes

Codes/Standards Applicable

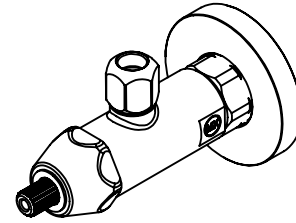
Product meets or exceeds the following:

- ASME A112.18.1/CSA B125.1
- ADA compliant (with lever handles)

9001-XX
9001-62



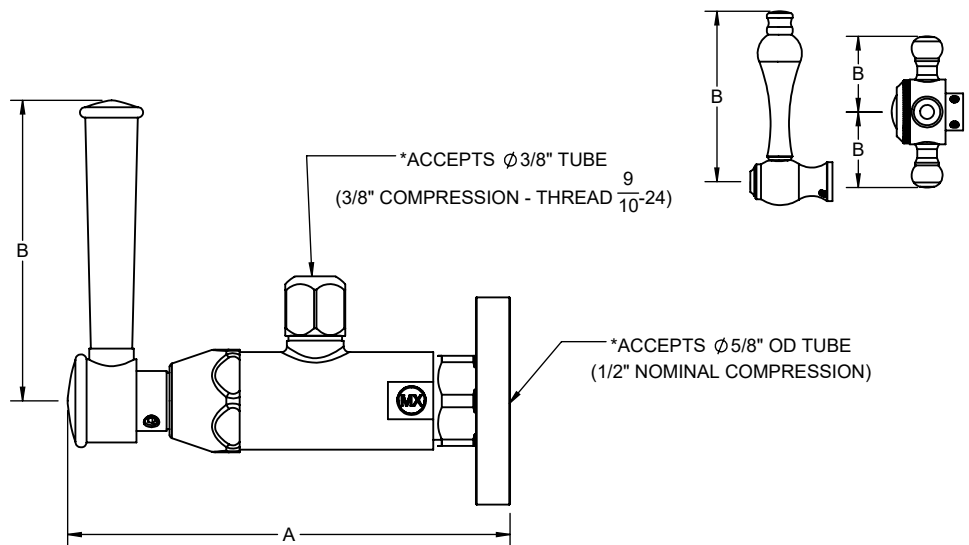
9001-62 SHOWN



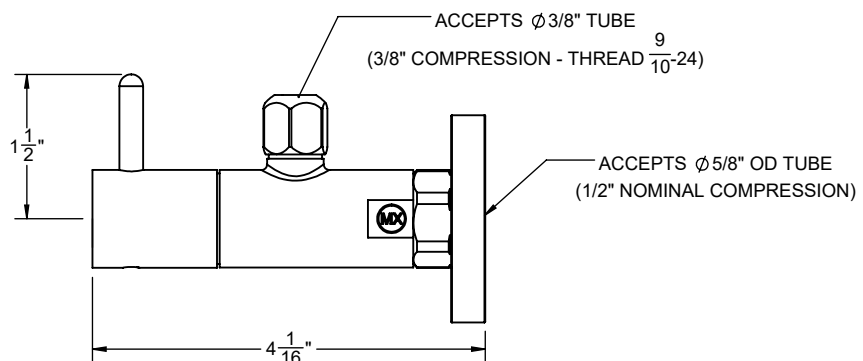
9001-XX SHOWN
where "XX" represents handle options

XX = DENOTES
HANDLE STYLE

9001-XX-ZZ		
HANDLE	A	B
30	5-1/16"	3-1/8"
30X	4-9/16"	1-1/2"
33	4-13/16"	3-1/2"
34	5-1/8"	1-1/8"
35	4-13/16"	3-1/2"
37	4-15/16"	2-7/16"
37X	5-1/8"	1-1/4"
39	4-7/8"	7/8"
40	4-15/16"	2-3/16"
40X	4-15/16"	1-1/4"
41	5-1/8"	3-11/16"
45	4-9/16"	3"
45X	4-1/2"	1 3/8"
46	5-1/16"	3-7/8"
47	4-7/8"	1 3/8"
48	4-5/8"	3 1/8"
48X	4 5/8"	1 1/2"
52	5-1/16"	2"
53	5-1/16"	2-5/16"
60	5-1/16"	3-11/16"
60X	4-11/16"	1-5/16"
61	4-13/16"	3-3/16"
61XD	5-1/8"	1-3/8"
62*	4 1/16"	1 1/2"
65	4-3/4"	1-3/8"
66	4-7/8"	2-1/4"
70	4-3/8"	2-3/4"
74	5-1/16"	3"
77	4-3/16"	2-3/4"
80	4-11/16"	3-1/4"
80W	4-9/16"	1-1/8"
85	6-3/16"	3-1/8"
85B	6-1/8"	1-1/2"
85W	5-3/4"	1-1/2"
C1	4-15/16"	3-5/8"
C1X	4-13/16"	1-1/2"
C2	5-1/16"	2"
E3	4-1/2"	2-3/4"
E4	4-9/16"	2-3/4"
E5	4-9/16"	2-3/4"



9001-48 SHOWN



9001-62 SHOWN

SUPPLY STUB-OUT
MIN : 1-1/4" [32mm]
MAX: 1-5/8" [41mm]

* = The 62 series is the only handle that does not use the bonnet.

Specifications subject to change without notice

Dimensions are inches, rounded to 1/16"
[Dimensions in brackets are mm, rounded to 1mm]