

California Faucets®

Steampunk Bay®

Single Hole Lavatory Faucet

Features

- 25+ artisan finishes including 10+ PVD finishes
- All brass construction
- 1/4 turn ceramic disc mixing cartridge (off-cold-warm-hot)
- Flexible braided hoses for ease of installation
- 1.2gpm (4.5 L/min) max flow rate

Codes/Standards Applicable

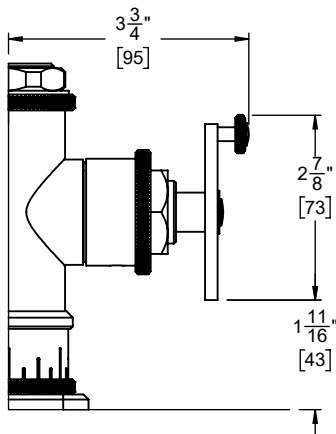
Product meets or exceeds the following:

- ASME A112.18.1/CSA B125.1
- NSF 61, NSF 372, CEC & DOE
- EPA WaterSense
- Commonwealth of MA
- ADA compliant (lever handles only)

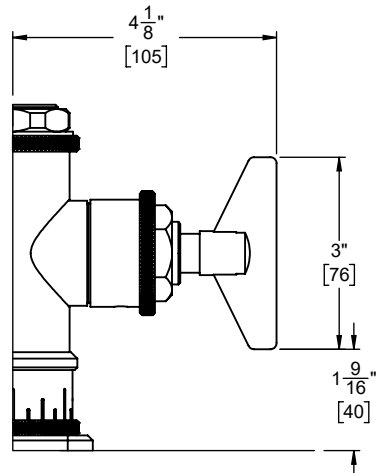


8509-1 shown

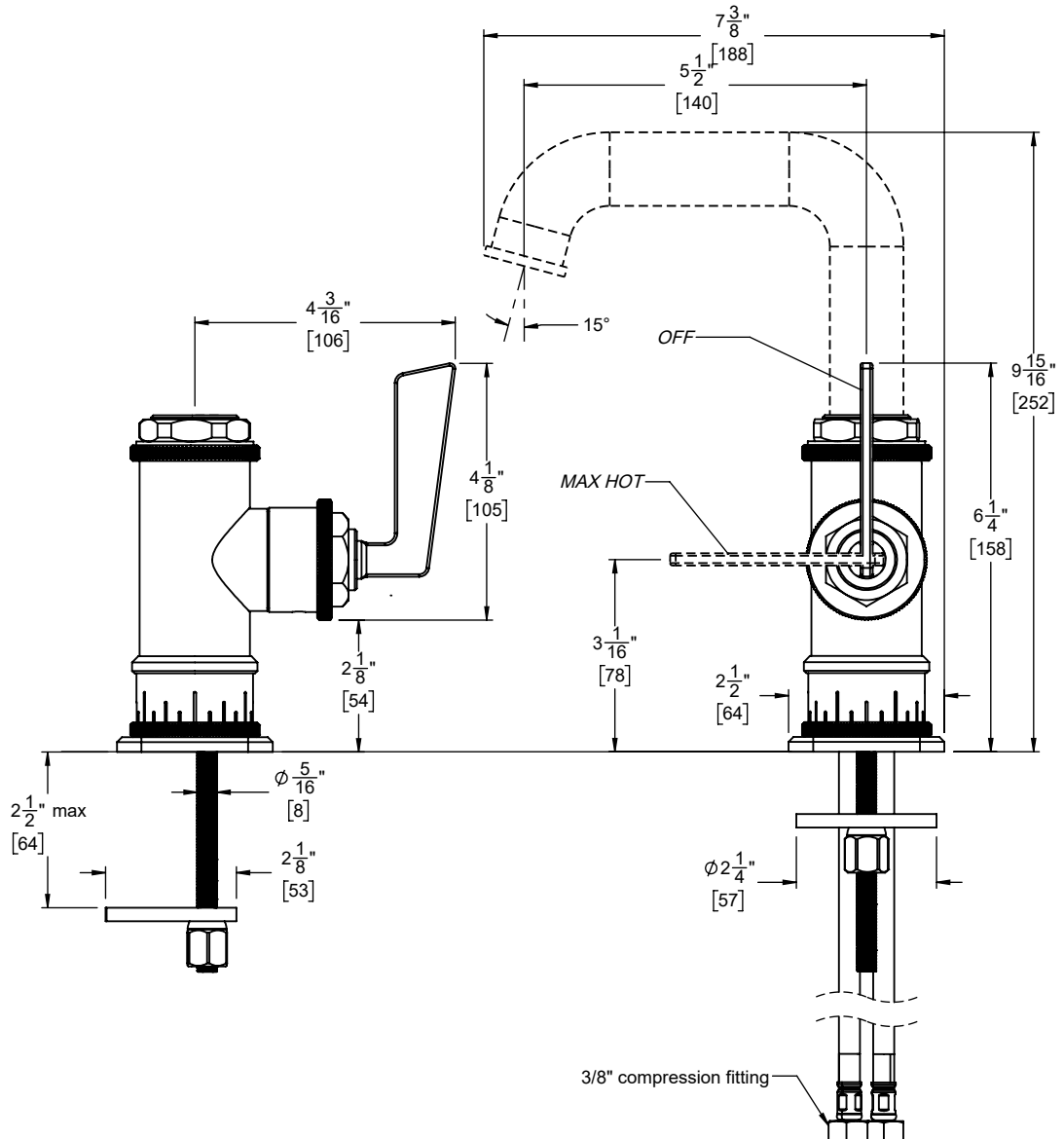
8509-1
8509W-1
8509B-1



USED BY: 8509W-1



USED BY: 8509B-1



Through-Hole Specifications

	Min	Recommended	Max
Spout:	Ø 1-1/4" [32]	Ø 1-3/8" [35]	Ø 1-3/8" [35]

Specifications subject to change without notice

Dimensions are inches, rounded to 1/16"
[Dimensions in brackets are mm, rounded to 1mm]